

Pos. No.	VAREBETEGNELSE	DESCRIPTION OF GOODS	WARENBEZEICHNUNG	DESIGNATION DES PIÉCES
1	80300100	Tastmodul	Key unit	Gâchette sans commande à distance
1a	80300102	Afdækning, blank	Cover, blank	Couverture
2	80300101	Tastmodul m/potentiometer	Key unit with potentiometer	Gâchette avec commande à distance
2	80300122	Tastmodul >10K $\Omega$	Key unit >10K $\Omega$	Gâchette >10K $\Omega$
2a	80100710	O-ring 4x1mm	O-ring 4x1mm	Joint torique 4x1mm
3	80300104	Håndtag	Handle	Poignée
4	80300201	Baghætte, lang	Electrode cap, long	Bouchon d'électrode, long
5	80300200	Baghætte, kort	Electrode cap, short	Bouchon d'électrode, court
6	80300223	O-ring f. baghætte	O-ring for electrode cap	Joint torique pour bouchon d'électrode
7	80400422	Brænderhoved, TIG 401	Torch body, TIG 401	Corps de torche, TIG 401
8	80400423	Brænderhoved, TIG 401 flexibel	Torch body, TIG 401 flexible	Corps de torche, TIG 401 flexible
9	80300189	Isolator	Insulator	Isolateur
10*	80330100	Elektrodetang $\varnothing 1,0$ mm	Electrode tongs $\varnothing 1.0$ mm	Pince électrodes $\varnothing 1,0$ mm
10*	80330101	Elektrodetang $\varnothing 1,6$ mm	Electrode tongs $\varnothing 1.6$ mm	Pince électrodes $\varnothing 1,6$ mm
10*	80330102	Elektrodetang $\varnothing 2,4$ mm	Electrode tongs $\varnothing 2.4$ mm	Pince électrodes $\varnothing 2,4$ mm
10*	80330103	Elektrodetang $\varnothing 3,2$ mm	Electrode tongs $\varnothing 3.2$ mm	Pince électrodes $\varnothing 3,2$ mm
10*	80330104	Elektrodetang $\varnothing 4,0$ mm	Electrode tongs $\varnothing 4.0$ mm	Pince électrodes $\varnothing 4,0$ mm
11*	80310411	Gaslinse $\varnothing 1,0$ mm "One piece"	Gas lens $\varnothing 1.0$ mm "One piece"	Lentille à gaz $\varnothing 1,0$ mm "One piece"
11*	80310412	Gaslinse $\varnothing 1,6$ mm "One piece"	Gas lens $\varnothing 1.6$ mm "One piece"	Lentille à gaz $\varnothing 1,6$ mm "One piece"
11*	80310413	Gaslinse $\varnothing 2,4$ mm "One piece"	Gas lens $\varnothing 2.4$ mm "One piece"	Lentille à gaz $\varnothing 2,4$ mm "One piece"
11*	80310414	Gaslinse $\varnothing 3,2$ mm "One piece"	Gas lens $\varnothing 3.2$ mm "One piece"	Lentille à gaz $\varnothing 3,2$ mm "One piece"
11*	80310415	Gaslinse $\varnothing 4,0$ mm "One piece"	Gas lens $\varnothing 4.0$ mm "One piece"	Lentille à gaz $\varnothing 4,0$ mm "One piece"
12*	80340400	Gasdyse for gaslinse $\varnothing 6,5$	Gas nozzle for gas lens $\varnothing 6.5$	Buse à gaz pour lentille à gaz $\varnothing 6,5$
12*	80340401	Gasdyse for gaslinse $\varnothing 8,5$	Gas nozzle for gas lens $\varnothing 8.5$	Buse à gaz pour lentille à gaz $\varnothing 8,5$
12*	80340402	Gasdyse for gaslinse $\varnothing 9,5$	Gas nozzle for gas lens $\varnothing 9.5$	Buse à gaz pour lentille à gaz $\varnothing 9,5$
12*	80340403	Gasdyse for gaslinse $\varnothing 11$	Gas nozzle for gas lens $\varnothing 11$	Buse à gaz pour lentille à gaz $\varnothing 11$
12*	80340404	Gasdyse for gaslinse $\varnothing 12,5$	Gas nozzle for gas lens $\varnothing 12.5$	Buse à gaz pour lentille à gaz $\varnothing 12,5$
12*	80340406	Gasdyse for gaslinse $\varnothing 19$	Gas nozzle for gas lens $\varnothing 19$	Buse à gaz pour lentille à gaz $\varnothing 19$
13*	80310004	Elektrodeholder $\varnothing 1,0$	Electrode holder $\varnothing 1.0$	Porte-électrodes $\varnothing 1,0$
13*	80310000	Elektrodeholder $\varnothing 1,6$	Electrode holder $\varnothing 1.6$	Porte-électrodes $\varnothing 1,6$
13*	80310001	Elektrodeholder $\varnothing 2,4$	Electrode holder $\varnothing 2.4$	Porte-électrodes $\varnothing 2,4$
13*	80310002	Elektrodeholder $\varnothing 3,2$	Electrode holder $\varnothing 3.2$	Porte-électrodes $\varnothing 3,2$
13*	80310003	Elektrodeholder $\varnothing 4,0$	Electrode holder $\varnothing 4.0$	Porte-électrodes $\varnothing 4,0$
14*	80340001	Gasdyse $\varnothing 6,5$	Gas nozzle $\varnothing 6.5$	Buse à gaz $\varnothing 6,5$
14*	80340002	Gasdyse $\varnothing 8,5$	Gas nozzle $\varnothing 8.5$	Buse à gaz $\varnothing 8,5$
14*	80340003	Gasdyse $\varnothing 9,5$	Gas nozzle $\varnothing 9.5$	Buse à gaz $\varnothing 9,5$
14*	80340004	Gasdyse $\varnothing 11$	Gas nozzle $\varnothing 11$	Buse à gaz $\varnothing 11$
14*	80340005	Gasdyse $\varnothing 12,5$	Gas nozzle $\varnothing 12.5$	Buse à gaz $\varnothing 12,5$
14*	80340006	Gasdyse $\varnothing 16$	Gas nozzle $\varnothing 16$	Buse à gaz $\varnothing 16$
14*	80340007	Gasdyse $\varnothing 19$	Gas nozzle $\varnothing 19$	Buse à gaz $\varnothing 19$
15	80300220	Isolator for gaslinse	Insulator for gas lense	Isolateur pour lentille à gaz
16	80300120	Dinsestik, han	Plug, Dinse male	Prise Dinse, mâle
17	43120008	Lynkobling gas, han	Quick release connection gas, male	Accouplement rapide gaz, mâle
18	17210057	Stik 7-pol rund, han	Plug 7-poles round, male	Stecker 7-polig rund, männlich
19	43120003	Stik for lynkobling	Plug, quick adaptor	Stecker für Schnellanschluß
20*	803600xx	Wolframelektrode	Tungsten electrode	Wolfram Elektrode
21	80300106	Kugleled	Ball joint	Kugelgelenk
22	80300107	Styrekabel, 4m	Control cable, 4m	Steuerkabel, 4m
22	80300108	Styrekabel, 8m	Control cable, 8m	Steuerkabel, 8m
23	80300125	Gummimuffe	Rubber connector	Gummimuffe
24	80300113	Overtrækslange neopren, 3,2m	Cover hose neopren, 3.2m	Überzugschlauch Neopren, 3,2m
24	80300114	Overtrækslange neopren, 7,2m	Cover hose neopren, 7.2m	Überzugschlauch Neopren, 7,2m
25	80300124	Overtrækslange læder, 0,8m	Leather protection cover hose, 0.8m	Lederschutzüberzug, 0,8m
26	80300121	Overgangskit, overtrækslange, stor	Assembly kit, cover hose, large	Verbindungsset, Überzugschlauch, gross
27	80300109	Skrue (1 sæt = 5 stk)	Screw (1 set = 5 pcs)	Schraube (1 Satz = 5 Stück)
28	80300116	7/6-pol stikadaptor	7/6 pole plug adaptor	7/6 polig Steckeradapter
29	80400436	Strøm/vandkabel 4m	Current/water cable, 4m	Strom/Wasserschlauch, 4m
29	80400437	Strøm/vandkabel, 8m	Current/water cable, 8m	Strom/Wasserschlauch, 8m

\* Bestilles særskilt

Must be ordered separately

Muss separat bestellt werden

Ne pas équipements standards

## Konfigurerbar betjening

### Configurable control

Migatronics TIG svejseslanger er udstyret med en let udskiftelig betjeningsenhed på brænderhåndtaget.

Som standard består betjeningsenheden af en enkelt tast, men til anvendelse på Migatronics TIG maskiner anbefales en betjeningsenhed med både tast og reguleringsknap.

A Migatronic TIG welding hose is equipped with an easily replaceable control unit on the torch handle.

As standard the control unit consists of a keypad unit but for use on Migatronic TIG machines, we recommend a control unit with both keypad unit and control knob.



Enkelt tast  
Keypad unit


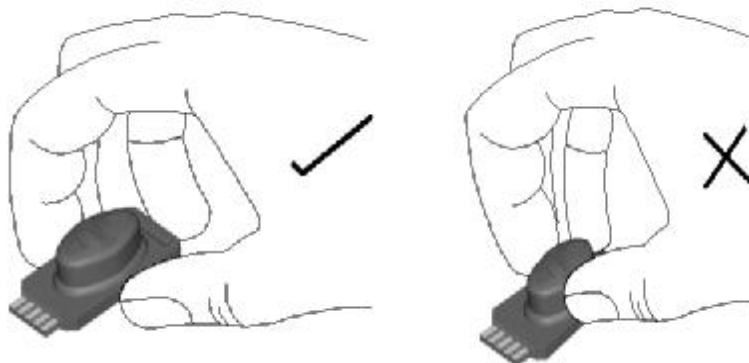


Enkelt tast med TIG reguleringsknap.  
Anvendes kun på Migatronic maskiner.

Keypad unit with control knob.  
Only for use on Migatronic TIG machines.

### Fremgangsmåde

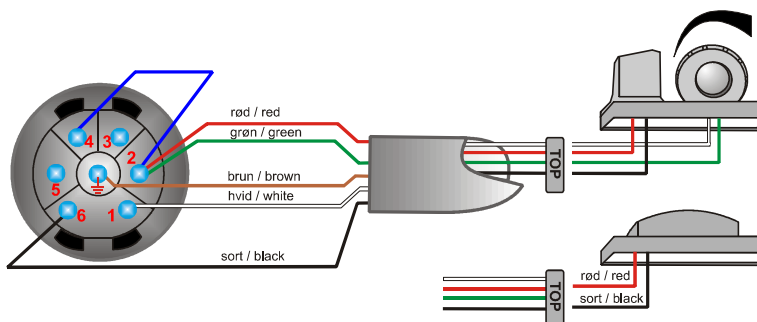
#### How to do



### Elektrisk diagram over 7 polet stik

### Electrical diagramme of 7 pole plug

Ben 4 og 2 er forbundet på luftkølet brændermodel  
Pins 4 and 2 are connected on the aircooled model



NB: Brun ledning er, i kabler produceret før maj 2006, monteret i ben 2  
Please note: brown wire (in cables manufactured before May 2006) is mounted in pin 2.